



District Report Card: 2017


State: Tamil Nadu	District: Ramanathapuram
Class: 8	Subject: Language
Schools: 51	Students: 1159


Participation/Coverage


Students

 GENDER	Boys		Girls	
	Number	%	Number	%
	541	46.68	618	53.32

 AREA	Rural		Urban	
	Number	%	Number	%
	878	75.75	281	24.25

 CATEGORY	SC		ST		OBC		GEN	
	Number	%	Number	%	Number	%	Number	%
	311	26.83	6	0.52	801	69.11	41	3.54

 CWSN	LD	VI	HI	S&LD	ID	Oth
	4	1	0	0	1	31

 Management	Government		Government-aided	
	Number	%	Number	%
	507	43.74	652	56.26

Average Performance of Students in Language (%)

Overall	Gender		Area		Management		Social Group			
	Male	Female	Rural	Urban	Govt.	Aided	SC	ST	OBC	GEN
61.89	60.30	63.29	62.77	59.15	63.94	60.30	60.26	46.67	62.62	62.28

Performance on Learning Outcomes (LOs)

Learning Outcomes	Description	Average Performance(%)
L813	Read textual/non-textual materials with comprehension and identifies the details, characters, main idea and sequence of ideas and events while reading	61.89

Range of Performance of Students who Answered Correctly							
Below 30%		30% - 50%		50% - 75%		Above 75%	
Number	%	Number	%	Number	%	Number	%
93	8.02	221	19.07	535	46.16	310	26.75

Lowest Performing Learning Outcomes (LOs)

1 - Read textual/non-textual materials with comprehension and identifies the details, characters, main idea and sequence of ideas and events while reading (61.89)